



INSTRUCTIONS FOR USE

Acrylic Polishing Kit - HP

READ CAREFULLY BEFORE USE

0321B

PRODUCT DESCRIPTION

This kit is designed for chairside or laboratory adjustment and polishing of acrylic dentures or any acrylic appliance. The kit includes Acrypoint Dark Gray, Brown, and Light Gray in (3) BP1, (3) PC2, and Robot® Carbide HP Cutter (1) SH 79E, (1) SH 251E.

INTENDED PURPOSE





AcryPoint Coarse: Adjustment
 AcryPoint Medium: Finishing
 AcryPoint Fine: Polishing
 Robot Carbide Cutters: Adjustment, cutting and trimming

PRECAUTIONS AND WARNINGS

- Never exceed the maximum permissible rotating speed.

AcryPoint Required Speed	5,000-15,000 rpm
Robot Carbide Required Speed	0-50,000 rpm

- Operate at recommended pressure only.
- Insert the shank completely into the chuck of the hand piece, following the manufacturer's instructions.

SHAPE CATEGORY		BP1	PC2	SH 79E	SH 251E
SHAPE					
ISO#		100	050	040	060
AcryPoint Dark Gray (Coarse)					
HP (6 PK)	PN	0426			
HP (12 PK)	PN		0423		
AcryPoint Brown (Medium)					
HP (6 PK)	PN	0427			
HP (12 PK)	PN		0424		
AcryPoint Light Gray (Fine)					
HP (6 PK)	PN	0428			
HP (12 PK)	PN		0425		
AcryPoint Robot® Carbide HP Cutters					
HP (1 PK)	PN			0616	0620

- Perform test run to check safety and smooth operation without run-out prior to use.
- Make sure that abrasive head is in good condition before use. Do not use damaged or defective instruments i.e. corrosion, surface flaw, deformation, dirt, exposure of shank due to repeated use.
- Use local dust extractor, protective mask, etc while contouring and finishing to avoid adverse effect of dust to the human body.
- Use protective equipment such as glasses while using.
- Avoid any use at acute angles or with excessive pressure to thin and long abrasives. They are fragile and may bend or fracture under excessive loads.
- This product is intended for use by dental professionals only.
- Use the points for indicated purpose only.

STORAGE AND STERILIZATION

This kit can be sterilized in any steam or chemical autoclave. Store this product avoiding exposure to moisture, corrosive chemical and its vapor. Keep away from external pressure (physical load) and avoid contamination. When using intraorally, sterilize this product before each use. For reuse after using, remove any contaminants immediately with washer disinfectant, then sterilize. Follow the instructions for use of washer disinfectant and sterilizer, respectively. Chlorine disinfectant must not be used to avoid corrosion of the instruments.

For the details about REPROCESSING procedures, visit www.shofu.de.

DISPOSAL

Dispose in accordance with relevant local and national regulation.

***CAUTION: US Federal law restricts this device
to sale by or on the order of a dental professional***

DFU/0321B

SHOFU DENTAL CORPORATION

San Marcos, CA 92078 | shofu.com | 800.827.4638

SHOFU INC.

Kyoto 605-0983, Japan