



INSTRUCTIONS FOR USE

Amalgam & Metals Polishing Kit - CA

READ CAREFULLY BEFORE USE

0308B

PRODUCT DESCRIPTION

This kit is designed for finishing, polishing and super-polishing amalgam, precious and non-precious alloys. The kit includes Brownies and Greenies in (4) Mini-Pt., (4) Cup, (2) PC2, and (2) WH6 shapes.

INTENDED PURPOSE

Brownies: Pre-polishing





Greenies: Polishing

PRECAUTIONS AND WARNINGS

- Never exceed the maximum permissible rotating speed.

Required Speed	5,000-30,000 rpm
----------------	------------------

- Operate at recommended pressure only.
- Insert the shank completely into the chuck of the hand piece, following the manufacturer's instructions.
- Perform test run to check safety and smooth operation without run-out prior to use.
- Make sure that abrasive head is in good condition before use. Do not use damaged or defective instruments i.e. corrosion, surface flaw, deformation, dirt, exposure of shank due to repeated use.
- Use local dust extractor, protective mask, etc while contouring and finishing to avoid adverse effect of dust to the human body.
- Use protective equipment such as glasses while using.
- Avoid any use at acute angles or with excessive pressure to thin and long abrasives. They are fragile and may bend or fracture under excessive loads.

SHAPE CATEGORY		MINI-PT.	CUP	PC2	WH6
SHAPE					
ISO#		030	065	050	120
Brownie					
CA (12 PK)	PN	0403	0401	0282	0283
Greenie					
CA (12 PK)	PN	0404	0402	0285	0286

- This product is intended for use by dental professionals only.
- Use the points for indicated purpose only.

STORAGE AND STERILIZATION

This kit can be sterilized in any steam or chemical autoclave. Store this product avoiding exposure to moisture, corrosive chemical and its vapor. Keep away from external pressure (physical load) and avoid contamination. When using intraorally, sterilize this product before each use. For reuse after using, remove any contaminants immediately with washer disinfectant, then sterilize. Follow the instructions for use of washer disinfectant and sterilizer, respectively. Chlorine disinfectant must not be used to avoid corrosion of the instruments.

For the details about REPROCESSING procedures, visit www.shofu.de.

DISPOSAL

Dispose in accordance with relevant local and national regulation.

***CAUTION: US Federal law restricts this device
to sale by or on the order of a dental professional***

DFU/0308B

SHOFU DENTAL CORPORATION

San Marcos, CA 92078 | shofu.com | 800.827.4638

SHOFU INC.

Kyoto 605-0983, Japan