

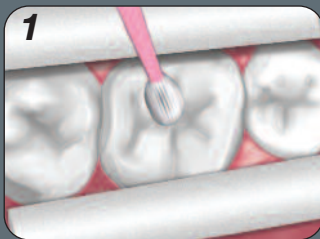
BeautiSealant

Fluoride Releasing Pit & Fissure Sealant System

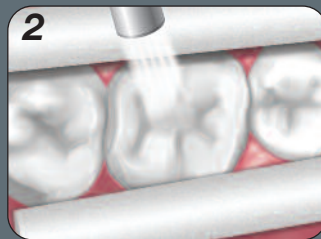


Clean & Prepare Tooth
using standard procedures

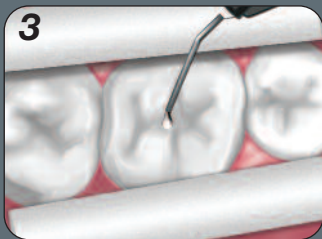
**NO ACID ETCH &
RINSE STEPS!**



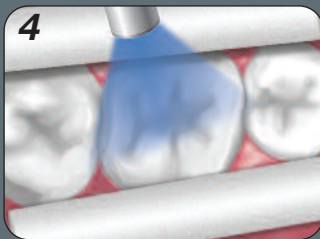
1 Apply Self-etching Primer
let stand for 5 seconds



2 Air-dry
gently for 5 seconds



3 Apply Sealant



4 Light Cure
halogen light for 20 seconds
LED light for 10 seconds



Scan here to learn more or
visit www.shofu.com

For complete instructions and detailed information, please reference BeautiSealant's directions for use.

PREVENTIVES



Complementary Products

Beautifil Flow Plus®



For more substantial preps requiring more than just a sealant, try Beautifil Flow Plus. Boasting flawless handling characteristics, Beautifil Flow Plus delivers strength, durability, and aesthetics that rival leading composites in a convenient flowable delivery.

- Indicated in classes I, II, III, IV & V
- Stackable & sculptable; stays put
- Self-polishing "leveling-effect"



OneGloss®



OneGloss is the perfect one-step choice to finish and polish BeautiSealant without harming the surrounding enamel. With a gentle aluminum oxide grit, simply adjust the contact pressure to either finish or polish any composite material.

- Aluminum oxide polishers are disposable
- Available in three different shapes
- Durable enough to withstand polishing an entire arch
- Ideal for cement removal, composite reduction, and stain removal from enamel



Order Information:

BeautiSealant System (Item No. 1798)
BeautiSealant Paste 1.2g,
BeautiSealant Primer 3mL, 5 needles tips, 50 Microbrushes fine, 25 V-Dishes

BeautiSealant Paste 1.2g (Item No. 1799)

BeautiSealant Primer 3mL (Item No. 1800)

BeautiSealant Tips 50 (Item No. 1794)

PREVENTIVES



For more information on these and many other great products visit www.shofu.com or call **800.827.4638**

SN81-0612

Shofu Dental Corporation • San Marcos, CA