



INSTRUCTIONS FOR USE

Porcelain & Enamel Polishing Kit - CA

READ CAREFULLY BEFORE USE

0317B

PRODUCT DESCRIPTION

This kit is designed for finishing and polishing porcelain and enamel restorations. The kit includes Ceramisté Standard, Ultra, and Ultra II (only in Midi-Pt. & Cup) in (5) Midi-Pt., (3) Cup, (2) Wheel, and Dura-White (1) FL2, (1) RD2.

INTENDED PURPOSE

Ceramisté Standard: Pre-polishing

Ceramisté Ultra: Polishing

Ceramisté Ultra II: Super-polishing






Dura-White: Fine contouring and finishing

PRECAUTIONS AND WARNINGS

- Never exceed the maximum permissible rotating speed.

Ceramisté Required Speed	10,000-20,000 rpm
Dura-White Required Speed	5,000-30,000 rpm

- Operate at recommended pressure only.
- Insert the shank completely into the chuck of the hand piece, following the manufacturer's instructions.
- Perform test run to check safety and smooth operation without run-out prior to use.
- Make sure that abrasive head is in good condition before use. Do not use damaged or defective instruments i.e. corrosion, surface flaw, deformation, dirt, exposure of shank due to repeated use.

SHAPE CATEGORY	MIDI-PT	CUP	WHEEL	FL2	RD2
SHAPE					
ISO#	060	065	090	025	024
Ceramisté Standard (No Band)					
CA (12 PK)	PN	253A	251A	0253	
Ceramisté Ultra (Yellow Band)					
CA (12 PK)	PN	256A	254A	0256	
Ceramisté Ultra II (White Band)					
CA (12 PK)	PN	259A	257A		
Dura-White					
CA (12 PK)	PN			0223	0228

- Use local dust extractor, protective mask, etc while contouring and finishing to avoid adverse effect of dust to the human body.
- Use protective equipment such as glasses while using.
- Avoid any use at acute angles or with excessive pressure to thin and long abrasives. They are fragile and may bend or fracture under excessive loads.
- This product is intended for use by dental professionals only.
- Use the points for indicated purpose only.

STORAGE AND STERILIZATION

This kit can be sterilized in any steam or chemical autoclave. Store this product avoiding exposure to moisture, corrosive chemical and its vapor. Keep away from external pressure (physical load) and avoid contamination. When using intraorally, sterilize this product before each use. For reuse after using, remove any contaminants immediately with washer disinfectant, then sterilize. Follow the instructions for use of washer disinfectant and sterilizer, respectively. Chlorine disinfectant must not be used to avoid corrosion of the instruments.

For the details about REPROCESSING procedures, visit www.shofu.de.

DISPOSAL

Dispose in accordance with relevant local and national regulation.

***CAUTION: US Federal law restricts this device
to sale by or on the order of a dental professional***

DFU/0317B

SHOFU DENTAL CORPORATION

San Marcos, CA 92078 | shofu.com | 800.827.4638

SHOFU INC.

Kyoto 605-0983, Japan