



INSTRUCTIONS ON USE

Shofu Acrylic Polishing Kit contains the following HP points for chairside adjustment and polishing of acrylic dentures or any acrylic appliance.

ADJUSTMENT: For fast adjustment of acrylic resins, use the Shofu Robot[®] Cutter or AcryPoint Coarse (dark gray), with smooth, steady strokes. The Shofu Robot[®] Cutter can be used for adjustment of chrome-cobalt alloys, chrome-nickel alloy and precious metal alloys.



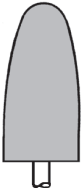

FINISHING: Use AcryPoint Medium (brown) with light to moderate strokes.

POLISHING: Use AcryPoint Fine (light gray) with feather light strokes for a high luster.

TECHNIQUE: AcryPoint: 5,000-10,000 rpm
MAX-15,000 rpm; Robot[®] Carbide: 10,000-15,000 rpm, MAX-50,000 rpm.

STERILIZATION: AcryPoint and Robot[®] Carbide can be sterilized in any steam or chemical autoclave.

REORDERING: All of the points are available separately through your Shofu dealer. Use the PN's listed below when reordering.

Robot [®] Carbide		AcryPoint	
251-060	79E-040	BP1	PC2
			
PN 0620	PN 0616		
AcryPoint			
Coarse (dark gray)	1/2 dozen 1 dozen	0426	0423
Medium (brown)	1/2 dozen 1 dozen	0427	0424
Fine (light gray)	1/2 dozen	0428	0425

CAUTIONS:

- Observe all indicated maximum speeds
- Insert the shank completely into the hand-piece chuck
- Check eccentricity of the point prior to use
- Wear eye protection when in use
- Use the points for indicated purpose only

SHOFU DENTAL CORPORATION

1225 Stone Drive, San Marcos, CA 92078-4059 USA
1-800-827-4638 • www.shofu.com

0321DFUV3