



# INSTRUCTIONS FOR USE

## Zirconia Polishing Kit - CA

READ CAREFULLY BEFORE USE

0333B

### PRODUCT DESCRIPTION

This kit is a diamond impregnated three-step polishing system designed for achieving high surface gloss on Zirconia and Lithium disilicate glass ceramic restorations; this three step system removes surface scratches during contouring to provide a high gloss polish. The kit includes ZiLMaster coarse, medium, and fine in (3) Bullet, (3) Cup, (3) Mini-Pt., and (3) Knife.

### INTENDED PURPOSE

Coarse: Finishing and pre-polishing

Medium: Polishing




Fine: Final polishing

### PRECAUTIONS AND WARNINGS

- Never exceed the maximum permissible rotating speed.

Required Speed	5,000-20,000 rpm
----------------	------------------

- Operate at recommended pressure only.
- Insert the shank completely into the chuck of the hand piece, following the manufacturer's instructions.
- Perform test run to check safety and smooth operation without run-out prior to use.
- Make sure that abrasive head is in good condition before use. Do not use damaged or defective instruments i.e. corrosion, surface flaw, deformation, dirt, exposure of shank due to repeated use.

SHAPE CATEGORY		BULLET	CUP	MINI-PT.
SHAPE				
ISO#		040	065	030
ZiLMaster Coarse (Green Band)				
CA (3 PK)	PN	0658	0663	0661
ZiLMaster Medium (Blue Band)				
CA (3 PK)	PN	0665	0668	0666
ZiLMaster Fine (Yellow Band)				
CA (3 PK)	PN	0670	0673	0671

- Use local dust extractor, protective mask, etc while contouring and finishing to avoid adverse effect of dust to the human body.
- Use protective equipment such as glasses while using.
- Avoid any use at acute angles or with excessive pressure to thin and long abrasives. They are fragile and may bend or fracture under excessive loads.
- This product is intended for use by dental professionals only.
- Use the points for indicated purpose only.

## **STORAGE AND STERILIZATION**

This kit can be sterilized in any steam or chemical autoclave. Store this product avoiding exposure to moisture, corrosive chemical and its vapor. Keep away from external pressure (physical load) and avoid contamination. When using intraorally, sterilize this product before each use. For reuse after using, remove any contaminants immediately with washer disinfectant, then sterilize. Follow the instructions for use of washer disinfectant and sterilizer, respectively. Chlorine disinfectant must not be used to avoid corrosion of the instruments.

For the details about REPROCESSING procedures, visit [www.shofu.de](http://www.shofu.de).

## **DISPOSAL**

Dispose in accordance with relevant local and national regulation.

***CAUTION: US Federal law restricts this device  
to sale by or on the order of a dental professional***

DFU/0333B

### **SHOFU DENTAL CORPORATION**

San Marcos, CA 92078 | [shofu.com](http://shofu.com) | 800.827.4638

### **SHOFU INC.**

Kyoto 605-0983, Japan